

CHILDREN BATH CHAIR

**NONO™**



CE

Use and Maintenance Instruction

**REH<sup>4</sup>MAT**  
MANUFACTURER OF MODERN ORTHOPAEDIC BRACES



**CAUTION!** Manufacturer takes responsibility for proper usage of the device only when the product was purchased from qualified employee at specialized medical store.

**Medical product first class according to the Regulation  
93/42/EWG  
of European Parliament and Council regarding medical  
products.**

**COMPANY WITH  
QUALITY SYSTEM  
CERTIFIED BY DNV GL  
= ISO 9001 =  
= ISO 13485 =**

## CONTENTS:

1. The purpose of user manual.....	5
2. Indications for use.....	5
3. General characteristics of NONO children bath chair.....	6
3.1. Standard equipment.....	6
4. Weight and measurements.....	7
5. Size table .....	7
6. The adjustment of NONO children bath chair.....	8
7. The use of NONO children bath chair.....	10
8. Safety rules.....	11
9. Maintenance and cleaning.....	13

## INTRODUCTION

NONO children bath chair is created for children who suffer from cerebral palsy so as to help them to keep hygiene. There are different symptoms of cerebral palsy, everything depends on the form of disease.

It goes without saying that it is sometimes tiring to take care of children who suffer from various disorders and, more to the point, keeping hygiene may be very troublesome.

We created NONO bath chair which can help you with all these difficulties. The use of product makes bath easier due to the fact that child is secured and he/she is not going to sustain any injury. Moreover, parents can perform all bath activities single-handedly. Child adapts stable as well as comfortable position thanks to which it is easier for him/her to take a bath.

Seat is made of aluminium pipes and their construction is neutral for harmful water influence. What is more, the inside of pipes is filled with special foam thanks to which water cannot get into pipes. Seat is equipped with the adjustment of backrest's tilt angle which makes it possible to adjust it to child's needs ( both in sitting as well as lying position). Upholstery is made of polyamide netting which is neutral for water influence. Seat is equipped with pelvic belt that protects child when he or she experiences uncontrollable movements.

The construction of product is simple which makes the product easy to use while bathing. It easily fits in standard bathtub and, moreover, it adjusts to child's needs.

Seat is equipped with foam covers which protect the product against moving in bathtub. Furthermore, it also protects bathtub against mechanical damages.



**CAUTION!** Before using the product, user is obliged to familiarize himself/herself with user manual. Remember that complying with guideline is highly important. It assures safety and extends durability as well as aesthetics of the device

# 1. THE PURPOSE OF USER MANUAL

This manual contains information necessary for correct use of NONO CHILDREN BATH CHAIR, preparation of the device before the use, maintenance and cleaning as well as the guarantee conditions. Manual should be kept in an easy accessible place.

The manual is addressed to the people who take direct care of handicap children, doctors and physiotherapists how handle the device.



**CAUTION!** Before using the product, user is obliged to familiarize himself/herself with user manual.

Please, remember that following the rules of the manual enables safe use of the product, its extended life and esthetics.

# 2. INDICATIONS FOR USE

NONO bath chair for children should be used in case of :

- Cerebral palsy
- Paresis
- Limb injuries or limb amputation
- Limb deformities
- Joint degeneracy or joint injuries

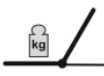




### 3. GENERAL CHARACTERISTICS OF NONO CHILDREN BATH CHAIR

#### 3.1 Standard equipment


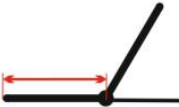

1. Frame
2. Trunk support
3. Upholstery



## 4. WEIGHT AND MEASUREMENTS

	Weight [kg]		Product dimensions - Unfolded [cm]			Product dimensions - Folded [cm]		
	User weight (max)	Product height	Product height	Product width	Product length	Product height	Product width	Product length
								
MINI	30	2,1	49	40	65	14	40	73
MAXI	30	2,5	59	40	65	24	40	73

## 5. SIZE TABLE

		MINI	MAXI
Product width [cm]		37,5	37,5
Seat depth [cm]		31	31
Backrest height [cm]		45	55

## 6. THE ADJUSTMENT OF NONO CHILDREN BATH CHAIR

6.1. It is possible to adjust backrest's tilt angle. Press two buttons situated on pivot joints on both sides. Next, adjust backrest at your discretion. It is necessary to make sure that backrest is blocked once everything is adjusted!



6.2. In case of transportation, it is important to fold seat's backrest as it is shown in the picture below.





6.3. It is possible to adjust upholstery with the aid of two belts that are fastened by means of Velcro tapes. Belts are situated at the back of the backrest (A) and under the seat (B).



## 7. THE USE OF NONO CHILDREN BATH CHAIR



**CAUTION!** The product has to be used with compliance to guidelines included in this user manual. Remember to use the product only with someone who is trained and knowledgeable! It is necessary to prepare both patient and product before the use of product!

Please follow these steps before the use of product:

- unfold the device;
- place the device on even ground so as to have good access;
- make sure that all parts are serviceable, correctly mounted and stable;
- adjust bath chair to patient's measurements;
- unfasten trunk stabilizing belt;
- place the patient in bath chair and secure him/her by means of belts from standard equipment.

**Equipment works correctly only when the device is adjusted according to patient's height as well as weight. Remember to take all these measurements into account while purchasing the product. Correct adjustment of low chair is the most important thing due to the fact that only then the product is safe. It is forbidden to force child to keep specific position because he/she will feel uncomfortable and it may lead to wrong posture.**



**CAUTION!** Remember to make sure that all belts and locking are correctly adjusted and fastened.

## 8. SAFETY RULES



**CAUTION!** NONO children bath chair should be used in compliance with guidelines described in instruction manual.

It is highly important to consult either doctor or physiotherapist in order to make right decision concerning the choice of low chair and its size. It is essential to familiarize with the guidelines described in instruction manual before using the device.

1. Before using the product, it is essential to make sure that:

- make sure that there are no damages or different faults which could endanger patient's life. Make sure that all parts are operating correctly and are properly mounted. Moreover, make sure that there are no cracks as well as deformities;
- make sure that all screws, nuts and other threaded, glued and sewn parts are firmly tightened;
- make sure that buckles are operating correctly;
- always use stabilizing belts: Velcro tapes from these belts has to overlap min. 8 cm;
- adjust the product to patient's measurements as well as needs;
- secure the patient with the aid trunk stabilizing belt. It is necessary due to the fact that it protects the patient against falling out of the device.

2. It is forbidden to use bath chair for different purposes than it is intended to.

3. It is forbidden to use bath chair if it is destroyed or any part is missing.

4. It is forbidden to leave the patient unattended.

5. It is forbidden to use the product without knowledgeable person or medical staff.

6. It is necessary to fold and secure bath chair during transportation in order to avoid any possible damages. Manufacturer doesn't take responsibility for damages which appeared due to improper preparation of the device during transportation.

7. The product as well as upholstery are made of limited flame spread materials, however, it is forbidden to place the product close to fire or high temperatures. Bath chair cannot be stored as well as used in rooms with high humidity.



**CAUTION!** The product contains small parts which children may swallow.



**CAUTION!** It is forbidden to make any changes concerning bath chair's structure due to the fact that it is dangerous and it results in losing warranty.



**CAUTION!** It is forbidden to exceed permissible weight load while using the product. All information concerning weight load is described on nameplate. Additionally, you can familiarize yourself with the table which you can find in this user manual on page 7.

## 9. MAINTENANCE AND CLEANING

Bath chair should be kept clean and used in compliance with the manufacturer's recommendations. The device should be kept in clean, dry and ventilated room. Maintenance as well as cleaning have to be performed at least once a month. Regular cleaning and maintenance of low chair are indispensable to maintain its correct functionality as well as safety.

It is highly advisable to remember about proper maintenance in order to extend product's aesthetics.

So as to do that, it is essential to comply with these guidelines:

- it is possible to dismantle upholstery and clean it with the aid of washing machine, maximum temperature is 60 degrees;
- it is forbidden to clean upholstery by means of solvents and caustic chemicals;
- in case of disinfection of upholstery, use products which are intended for it;
- do not chlorinate;
- do not iron;
- dry far from sources of fire.



**CAUTION!** REH4MAT takes no responsibility for damages caused by use of wrong clearing agent.



**CAUTION!** Manufacturer takes responsibility only for hidden faults or damages which appeared despite the fact that user complied with the guidelines.



**CAUTION!** If any damages appear, it is necessary to contact authorised salesman who sold you the product.









**ORTHOPAEDIC DEVICES MANUFACTURER**



**REH4MAT**  
**Sławomir Wroński**

Central Office and Factory Unit:  
ul. Piaski 47, 36-060 Głogów Małopolski, POLAND

Factory of Orthopaedic Devices:  
ul. Truskawkowa 17, Widna Góra, Jarosław, POLAND  
tel. 16 621 42 20, 16 621 41 35  
fax 16 621 41 13  
[www.reh4mat.com](http://www.reh4mat.com) | [www.ortezy.pl](http://www.ortezy.pl)  
e-mail: [biuro@reh4mat.com](mailto:biuro@reh4mat.com)

Date of issue: 28.04.2015

The last update: 01.07.2015



REH4MAT reserve the right to introduce technical and trading changes  
in the content of the instruction without warning.