

15 May 2005

Svan Balance Toilet Frame User Instructions

User Instructions item no.: 10927

Svan Balance Toilet Frame Installation and User Instructions

The Svan Balance Toilet Frame is an aid for people who require extra support when moving to and from the toilet, and when sitting on the toilet. The Svan Balance Toilet Frame is a modular system that consists of numerous different components that can be combined in various ways.

The Svan Balance Toilet Frame can be combined with a number of Svan Care products, including the Svan Bidette, Svan Hole Reducer and Svan Back Cushion.

General information.

Max. user weight armrests, support handle 130 kg

Max. user weight footrest 60kg

The Svan Balance Toilet Frame may only be installed on toilets that are firmly anchored to the floor or wall.

Never leave a person who is using Svan Balance Toilet Frame unattended.

Contact an occupational therapist or Svan Care for support if any problems with the Svan Balance Toilet Frame arise.

The Svan Balance Toilet Frame is tested and approved by the Swedish Handicap Institute. The Svan Balance Toilet Frame is CE-marked.

Svan Care assumes no liability in the event that the product is used, changed or installed in any way other than that specified in these user instructions.

Before use

Make sure that the Svan Balance Toilet Frame is properly secured on the toilet, and that it is installed correctly.

Installation

See next page

Cleaning

Soap and water, rubbing alcohol

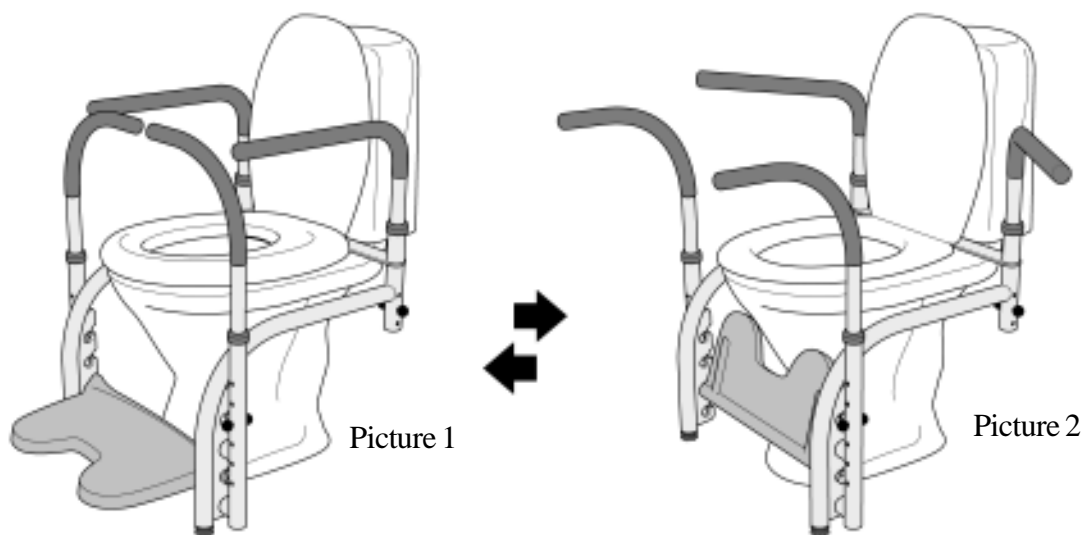
Environment and sorting at source

The seat, handles and footrest can be turned in for incineration or recycling.

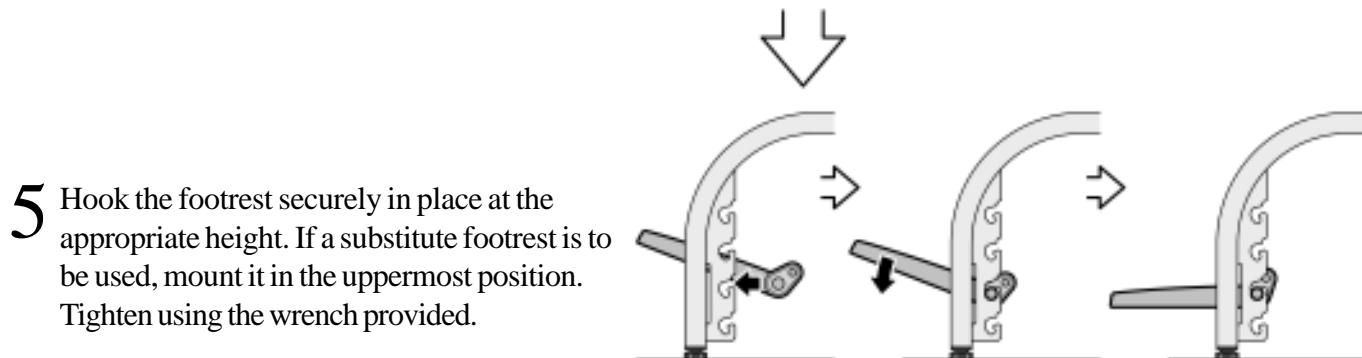
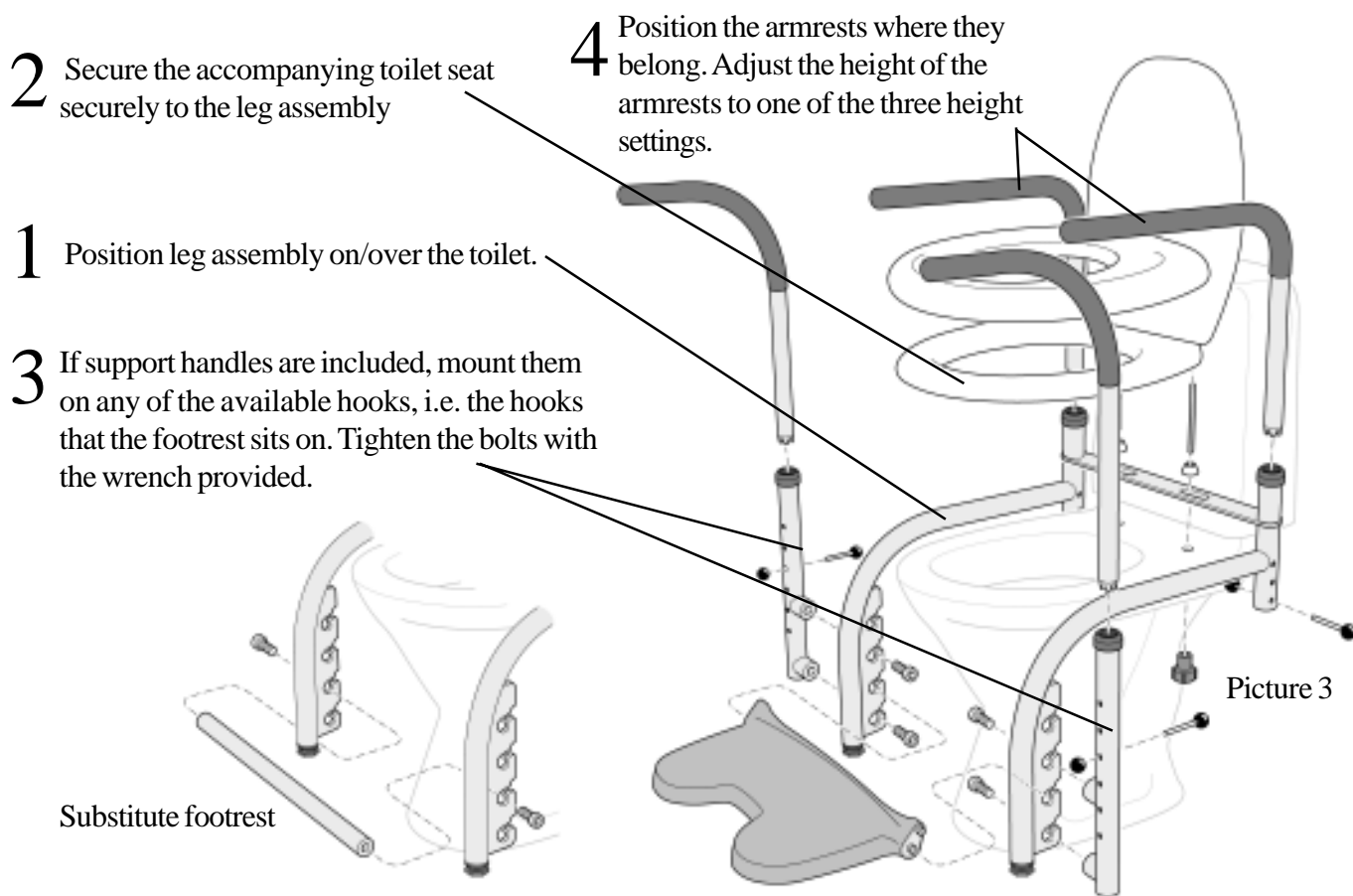
Metal parts are to be scrapped.

For more information, visit www.svancare.se or contact Svan Care.

Use



Installation



Hook the footrest into place.