



aspire ALTITUDE
Vertical Lift Chair

Taking patient mobility
to new heights



ASSET MANAGEMENT

Designed to be adaptable and maximise asset utilisation. Suitable applications may include Aged care and Rehabilitation facilities, common room recliners or for independent use.

ERGONOMICS

HAND CONTROL

Large backlit buttons make operation a simple process and enhance user independence.

USB CONNECTIVITY

Charge smart devices at leisure or during extended periods of treatment.

MOBILE PATIENT CARE



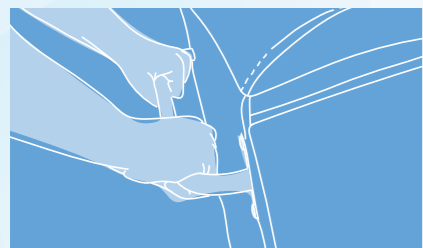
Inbuilt battery pack for full chair functionality without having to use a powercord. Charge once a day for all day usage around the care environment.



COMPATIBLE WITH ROHO®

Designed to accommodate a ROHO® cushion in low to mid profile (or equivalent)

*Recommended cushion size:
18 x 20in (depth x width).*




TRANSPORTATION HANDLE

Easily accessible with multiple grip points for ease of transportation.



PREMIUM TENTE CASTORS

Precision manufactured with ultra-low resistance reduce push and pull forces for attendant care staff.



INBUILT BATTERY PACK - RECHARGE AND POWER

Plug the ALTITUDE chair into a power outlet to recharge the integrated portable power source.



OUTCOMES

PODIATRY CARE

Vertical lift and footrest incline relieves strain on carer when attending to clinical podiatry needs.



ASSISTED FEEDING

Vertical lift relieves strain on carer when assisting with feeding.



ASSISTED TRANSFER FUNCTIONALITY

Vertical lift and removable armrests facilitates safe sit-to-stand and lateral transfers, simplifying patient handling.



HIGH POSITION



LOW POSITION

OPTIONAL ONCOLOGY ARMREST

Designed to enhance patient comfort, the wide forearm support assists with effective administration of treatment such as blood transfusions.

Oncology Armrests (Pair)
CHP227710



OPTIONAL ARM CHAIR TABLE

Allows for storage of personal items or medical instruments during treatment.

Arm Chair Table (Single)
CHP227720



INDEPENDENCE AND COMFORT

MULTI-STRETCH SEATING SURFACE WITH MEDICAL VINYL OUTER

Multi-stretch vapour permeable seat and backrest help to reduce shear and promote optimal skin microclimate. The outer chair surface is upholstered in medical-grade vinyl for longevity and infection control.



WATERFALL BACKREST SUPPORT

Three-tiered cushion construction provides enhanced patient comfort and immersive qualities.

RECLINE FUNCTIONALITY

The recline function encourages blood and lymph circulation to the lower limbs, whilst reduces the transitional force on the lower back and pelvis.

ALTITUDE CHAIR FUNCTIONS



ASSISTED TRANSFER



RECLINE

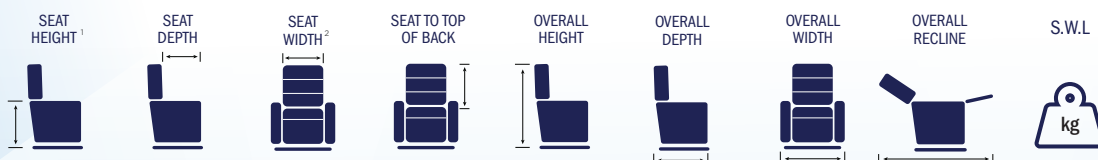


VERTICAL LIFT



SIT-TO-STAND

DIMENSIONS*



	SEAT HEIGHT ¹	SEAT DEPTH	SEAT WIDTH ²	SEAT TO TOP OF BACK	OVERALL HEIGHT	OVERALL DEPTH	OVERALL WIDTH	OVERALL RECLINE	S.W.L
Aspire ALTITUDE Vertical Lift chair CHP227700	560 - 700mm	520mm	510mm	710mm	1200 - 1340mm	800mm	710mm	1780mm	150kg

*Chair dimensions may vary +/- 20mm due to upholstery tolerances.
¹Seat heights shown are without castors on chair frames.
²Seat width is taken between the thickest sections of armrest padding.

1 YEAR WARRANTY
BATTERY + HAND CONTROL

2 YEARS WARRANTY
FABRIC + MOTOR + MECHANISM