

MINI CROSSER

- The original



medemagroup



MINI CROSSER - The original

The Mini Crosser is made in Scandinavia, specifically for Nordic conditions. It is the best-selling electric scooter in Northern Europe. We supply a comprehensive range of scooters and accessories.

The features that set the Mini Crosser apart are **functionality, strength, comfort, durability, safety and value for money**. With the Mini Crosser's adaptability and huge range of accessories, it is suitable for all types of users, adults as well for children.

In our experience, adaptability and flexibility are important factors for many users, especially those with arthritis, muscular atrophy, MS, back pain etc.

Over time, a user may require alterations such as a different accelerator control, a larger seat, extra support, electric add-ons and other accessories. With the Mini Crosser, you have a safe and secure future.

- ✓ We deliver and produce quality aids and services for the health sector, the disabled and the elderly.
- ✓ We adapt our service to the customer's needs.
- ✓ We have our own development and production departments that create possibilities for users to participate on a social level.
- ✓ We focus on attractive design and functionality based on the Scandinavian ethos of innovation.



Mini Crosser X1-model
3-wheeler
Page 22



Mini Crosser X1-model
4-wheeler
Page 23



Mini Crosser X2-model
3-wheeler
Page 24



Mini Crosser X2-model
4-wheeler
Page 25



Mini Crosser X-model HD
User weight 250 kg
Page 26



Mini Crosser X-Joy
Joystick steering
Page 28



Mini Crosser, also for children
Page 29



Kabine
4-wheeler
Page 30





1980



1984



1986



1987



1989



1991



1997



2003



2009



2019

»Hatching out by a duck pond **doesn't matter** if you come from a swan's egg...«

Since 1980, Mini Crosser has been producing electric scooters and wheelchairs for the elderly and the disabled. Mini Crosser's vision is to offer solutions for those whose walking is impaired, thus enabling them to maintain an active and social life without being dependent on other people.

The Mini Crosser boasts a smart design, impeccable maneuverability and a powerful motor. Due to its powerful motor, the Mini Crosser has become very popular in regions/countries with steep slopes and hills. Even ice and snow cannot stop these all-terrain vehicles as the Mini Crosser is also available with studded tyres. Over the years, the people behind the Mini Crosser have acquired the knowledge and expertise necessary to ensure maximum pleasure and benefit for the users of their electric scooter or wheelchair.

When standard solutions, supplemented by our wide range of accessories, are not enough, special adaptations are possible and are made in close consultation with technical aid centers, institutions and organizations for the disabled. There are around 12 models in the current Mini Crosser range, plus a wide selection of life-enhancing accessories.

The Mini Crosser - choice

The philosophy behind the Mini Crosser allows you to make individual choices...

The reason

We do not believe that »one size fits all«. When constructing a Mini Crosser, it has to be strong, stable and secure. It also has to be simple and easy to use. That is our aim.

This means

All Mini Crossers are individually tailored to the user's needs. We want a high degree of satisfaction.

The conclusion

Over the years, the people behind the Mini Crosser have acquired the knowledge and expertise necessary to ensure maximum pleasure and benefit for the users of the Mini Crosser. When standard solutions, supplemented by our wide range of accessories, are not enough, special adaptations can be developed in close consultation with technical aid centres, institutions and organisations for the disabled.

3- or 4-wheeler

Page 6



Black metallic

Copper orange metallic

Seat system

- ERGO2 - Page 8
- EBLO - Page 17
- HD - Page 18
- Children - Page 18

Speed - Page 18

- 10 km/h • 13 km/h • 15 km/h

Battery size

- 56 Ah • 80 Ah • Lithium 40 Ah (80 ah) • Lithium 60 Ah (120 ah)

Mini Crosser model

Page 22-30

- X1 3W
- X1 4W
- X2 3W
- X2 4W
- X1 + M2 4W Cabin
- X1 + M2 4W HD
- X2 4W
- X-Joy 4W

Accessories

Page 32

- Mirror
- Basket / bag – front and rear
- Cane / crutch holder
- Trailer
- Gas control option
- Driving cap
- Footplate and leg support
- Wheels
- Lap belt
- Electrical options
- Etc.

Further information about the Mini Crosser

standards, approvals etc. – Page 39

Mini Crosser

X-model 3-wheeler



Mini Crosser X-model, 3-wheeler

The Mini Crosser X series is the strongest and most comfortable electric scooter on the market by miles. Its powerful motor and unique suspension are packaged in a highly elegant design. Mini Crosser represents Danish workmanship and quality at its best. A Mini Crosser comes with many nice touches and unique customization options.

Our wide range of seats and accessories can meet every requirement; for example, seats are available in widths of 34-70 cm. This brochure shows the most popular equipment. If there is something you cannot see here, please get in touch - we are bound to find the solution. The Mini Crosser X-model is constructed for people up to 175 kg. The X-model 3-wheeler is suitable for driving inside stores and shops, due to the nimble turning radius of 134 cm.

The Mini Crosser 3-wheeler is classified as a Class C vehicle in accordance with the European classification of electric scooters. Regulation (EU) 2017/745 of the European Parliament and of the Council of 5 April 2017 on medical devices.

The Mini Crosser is made in accordance with the harmonized standard EN 12184 - Electrically powered wheelchairs, Mini Crossers and their chargers.

The product has undergone a risk assessment in accordance with the harmonized standard DS/EN ISO 14971: 2012-12-21 6th edition Medical Devices – Application risk management on medical devices.

- Transport height without seat - 69 cm
 - Overall length - 134 cm
 - With anti-tip wheels - 142 cm
 - Total width, without seat and other accessories - 68 cm
 - Step height - 11 cm
 - Turning circle / radius 265 cm / 132.5 cm
 - 3-point turning circle / radius 170 cm / 85 cm
 - Weight without seat and batteries 115 kg
 - Speed - 10, 13 and 15 km / h
(Max speed is dependent on the country-specific regulations)
 - Braking distance 2.0 / 2.8 / 3.5 meters
 - Front / rear light - LED - 560 lumens front.
 - Seat width from 35 to 70 cm.
- (Further technical data are included in the instructions for use)

X-model, 3-wheeler

- Suspension - unique, adjustable rear suspension.
- Tires - optionally puncture-proof
- Range - various battery covers or battery options, Range up to 70 km with 94 Ah batteries.
- Seat tube - seat height adjustable without tools.
- Angle Adjustment Light Front.



Mini Crosser

X-model 4-wheeler



Mini Crosser X-model, 4-wheeler

The Mini Crosser X series is the strongest and most comfortable electric scooter on the market by miles. Its powerful motor and unique suspension are packaged in a highly elegant design. Mini Crosser represents Danish workmanship and quality at its best. A Mini Crosser comes with many nice touches and unique customization options.

Our wide range of seats and accessories can meet every requirement - for example, seats are available in widths of 34-70 cm. This brochure shows the most popular equipment. If there is something you cannot see here, please get in touch - we are bound to find the solution. The Mini Crosser X-model is constructed for people up to 175 kg. The X-model HD version can accept a weight of up to 250 kg but comes only in the 10 km/h version.

The Mini Crosser 4-wheeler is classified as a Class C vehicle in accordance with the European classification of electric scooters.

Regulation (EU) 2017/745 of the European Parliament and of the Council of 5 April 2017 on medical devices. The Mini Crosser is made in accordance with the harmonized standard EN 12184 - Electrically powered wheelchairs, Mini Crossers and their chargers.

The product has undergone a risk assessment in accordance with the harmonized standard DS/EN ISO 14971: 2012-12-21 6th edition Medical Devices – Application risk management on medical devices.

- Transport height without seat - 69 cm
 - Overall length - 140 cm
 - With anti-tip wheels - 148 cm
 - Total width, without seat and other accessories - 68 cm
 - Step height - 11 cm
 - Turning circle / radius 330 cm / 165 cm
 - 3-point turning circle / radius 190 cm / 95 cm
 - Weight without seat and batteries 124 kg
 - Speed - 10, 13 and 15 km / h
(Max speed is dependent on the country-specific regulations)
 - Braking distance 2.0 / 2.8 / 3.5 meters
 - Front / rear light - LED - 560 lumens front.
 - Seat width from 35 to 70 cm.
- (Further technical data are included in the instructions for use)

X-model, 4-wheeler

- Suspension - unique, adjustable rear suspension.
- Single front suspension.
- Tires - optionally puncture-proof
- Range - various battery covers or battery options, Range up to 70 km with 94 Ah batteries.
- Seat tube - seat height adjustable without tools.
- Angle Adjustment Light Front.



Sitting down requires more than we think

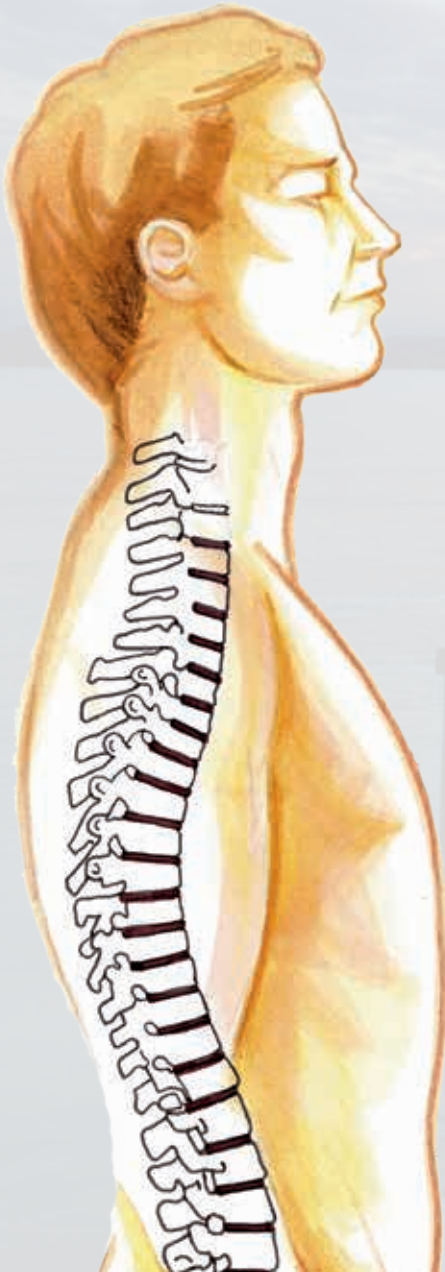
During many activities – reading, talking, writing, watching television – we are usually sitting. Our general perception of sitting is that our muscles do not have to work much, and therefore it's relaxing.

However, this is only correct if we adopt the right posture for sitting. With an incorrect sitting posture, our muscles are working even harder! In such situations, the load on our spine, shoulders etc. can be two to three times greater when compared with standing.

A good seat design helps prevent fatigue and other symptoms. As a result, the chair ensures that the body adopts the most natural posture and prevents the back/spine from falling into a convex position.

In all respects, ERGO2 focuses on the individual user. Therefore, each seat is adjustable so that it can adapt to the user's body shape with a focus on correct seat height, correct seat depth, correct armrest height and correct lumbar support.

For people with knee and hip disorders, the seat height and calf support can be adjusted individually, either by adjusting the seat itself or with seat accessories.



The sitting / driving position

To sit with a straight back puts the greatest demands on the spine (natural position). As the chair is adapted to the user's body with the pelvis positioned correctly, the spine will receive full support, relieving the legs and creating a relaxed sitting position.

Getting up

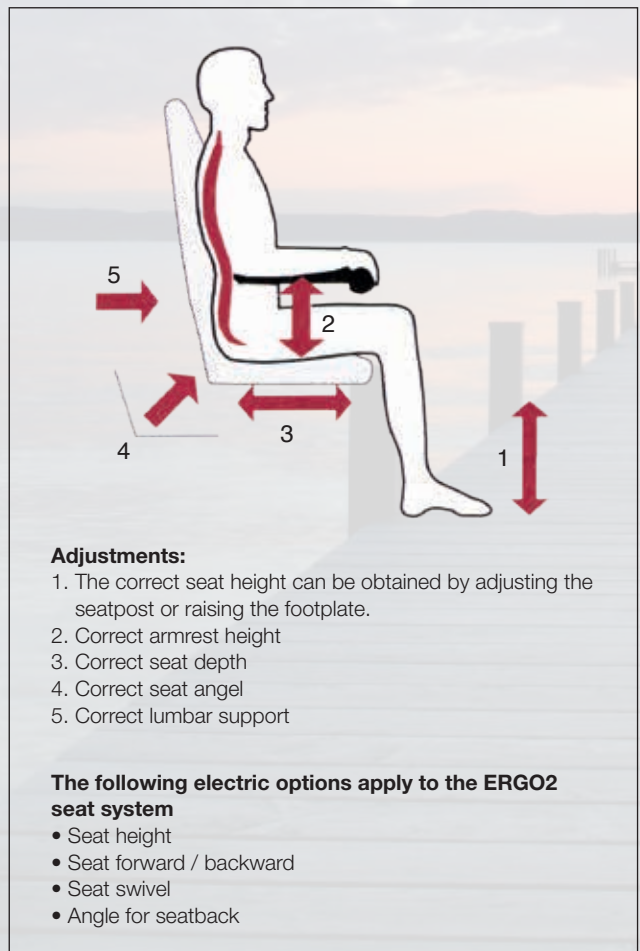
To lift oneself out of a chair may require a lot of effort. Therefore, the ERGO2 armrests are extra strong in order to withstand the force put on them when getting out of the chair. The possibility to move the ERGO2 seat forward and use the swivel (Right or Left) makes it easier to get into and out of the chair.

The ERGO2 seat system fulfils the

static, impact and fatigue strength requirements according to ISO 7176-8: 2002 - This standard states that the seating system must withstand the maximum user weight of the scooter. The ERGO2 is tested for this standard, in other words the Mini Crosser is constructed to support a maximum user weight of 175 kg, so the seat and armrest must be able to cope with this weight; each armrest must cope with a weight of 95 kg at a 15-degree angle 5 cm from the end of the armrest.

Fire tested according to EN 1021-1 and EN 1021-2.

DIN EN 1122 Biocompatibility - Testing the seats and armrests.



Therefore,
a seat is not
only a seat...



1507-1022 - ERGO2 seat, 35 cm width



1507-1401 - ERGO2 seat, 40 cm width



1507-1409 - ERGO2 seat, 45 cm width



1507-1415 - ERGO2 seat, 50 cm width



1507-1023 - ERGO2 seat, 60 cm width HD



1507-1024 - ERGO2 seat, 70 cm width HD



ERGO2 seat offers greater freedom - a better quality of life

Standard on all ERGO2 seat systems



Seat angle
The seatback angle can be adjusted 45° backwards and 90° forwards. This is done by pulling the handle on the right side of the seat.



By flipping the seatback down, removing the headrest and lowering the tiller, the height of the Mini Crosser is 75 cm.



By turning the seat and moving it forward, removing the headrest and lowering the tiller, the height is reduced to 72 cm. Subject to the seat tube system and wheel size

ERGO2 70 cm HD seat. Backrest folded down.



ERGO2 45 cm seat. Seat 180 degrees turned. Backrest folded down. With stick holder.

Seat depth
Seatback adjustable in depth from 320 mm to 550 mm. Seat depth adjustment is important as it provides support to the thighs and back.





Handle for seat swivel

To turn the seat, the handle is pulled backwards or forwards, depending on which side it's mounted. The seat can then be turned to either side in 45° intervals.

The lever is spring-loaded and the seat locks automatically when the lever is released.

This lever is located on the right side by default, but can also be placed at the left side.

To turn the seat when the handle is on the left side, you have to push it forward, instead of pulling it back. To make it easier to operate, the handle can be adjusted in length if necessary. It can also be moved to the other side.



Lever for seat forward / back

The ERGO2 seat system uses two sliding rails with a roller; it's therefore easy to make adjustments.

The seat can be moved forward or back as desired, within a distance of 200 mm.


By releasing the handle, the seat automatically locks at the nearest interval.

The seatpost system for the ERGO2 also allows a stable and secure seating position.



Armrest height adjustments

The armrests can be individually adjusted in height. Up to 140 mm from the lowest to the highest position. This helps to ensure the correct alignment. Each armrest can be angled individually to provide the ideal comfort.






medema.com

Mini Crosser

ERGO 2 seat



Width adjustment of the armrests

Each armrest can be individually adjusted 25 mm on each side.



Adjusting the armrest angle



Height adjustment of the headrest / Adjusting the headrest

1507-1105 - The headrest can be adjusted up and down, forward and backward. Neck support for the ERGO2 Seat.

By offering a variety of adjustment options on both the ERGO2 seat system and the Mini Crosser M-Models, we are able to provide the best seat comfort for the individual user.

In brief, we offer these options

- Angling the tiller
- The height adjustment of the tiller
- Seat height
- Seat angle
- Seat depth
- Armrest height
- Armrest angle
- Armrest width
- Headrest adjustment



ERGO2 seat accessories

In addition to the unique adjustment options on the ERGO2 seat, we have a large selection of accessories that can be fitted onto the seat, making your life easier.

Accessories



1506-1242 - Rear basket, universal - from 34 cm to 70 cm.



1506-1293 - Cane / crutch holder for one pair of crutches, mounted on the ERGO2 seat.



1506-1834 - Lap seatbelt for ERGO2 seat system. 65 to 125 cm.
1507-1420 - Seatbelt, auto rollback for ERGO2 Seat.



1506-1885 - Warning triangle with bracket for ERGO2 seat.



1506-1194 - Cup holder.



2406-1225 - X-Grip mobile phone holder.



1507-1430 - Armrest bag complete.

Armrest system for ERGO2 seat

The ERGO2 seat system is standard mounted with this armrest.



Alternatively, the ERGO2 seat **can be fitted with these armrests:**

- 1507-1423 Armrest, Adult, Adjustable, without cushions, left.
- 1507-1424 Armrest, Adult, Adjustable, without cushions, right.
- 1507-1132 Arm cushion Ergo seat, 50x360 mm, R/L.
- 2406-1511 Armrest cushions, Leather - 70x300 mm, right.
- 2406-1512 Armrest cushions, Leather - 70x300 mm, left.
- 2406-1517 Armrest cushions, Leather - 100x350 mm, right.
- 2406-1518 Armrest cushions, Leather - 100x350 mm, left.
- 2406-1515 Armrest cushions, Leather - 70x400 mm, right.
- 2406-1516 Armrest cushions, Leather - 70x400 mm, left.
- 2406-1513 Armrest cushions, Leather - 70x350 mm, right.
- 2406-1514 Armrest cushions, Leather - 70x350 mm, left.



For children and junior users, we have developed an armrest that can be fitted onto the ERGO2 seat system:

- 1507-1425 Armrest holder, Kind ERGO2, left.
- 1507-1426 Armrest holder, Kind ERGO2, right.
- 1507-1134 Armrest cushions, Standard for MC Ergo Kind, R/L.
- 2406-1130 Armrest cushions, Kind, Leather. - 70x210 mm right.
- 2406-1131 Armrest cushions, Kind, Leather. - 70x210 mm left.
- 2406-1509 Armrest cushions, Kind, Leather. - 70x260 mm right.
- 2406-1510 Armrest cushions, Kind, Leather. - 70x260 mm left.



Leg support



1507-1421 - Amputation support, right or left for ERGO2 seat.



1513-1123 - Stealth thigh support foldable, 10 X 20 ERGO2, left.
1513-1124 - Stealth thigh support foldable, 10 X 20 ERGO2, right.

Electric options for the ERGO2 seat




Electric operation



Electric seat lift



Electric forward/backward



Electric backrest



Electric swiveling



Electric seat tilt

**The seat lift can be mounted on all seat widths. Maximum user weight 250 kg.
The other seat functions can be mounted on seats of width 40 - 45 and 50 cm. Maximum user weight 175 kg.
All 5 functions can be mounted.**

For Mini Crosser X-model, 3- or 4-wheeler

- 1507-1341 Electric seat lift, 15 cm.
- 1507-1418 Electric forward / backward, 15 cm.
- 1507-1417 Electrically adjustable backrest.
- 1507-1419 Electric seat swivel function, up to 90 degrees, R / L.
- 1506-1037 Electric seat tilt 10°

For Mini Crosser X-joy, 4-wheeler

- 1506-1035 Electric seat lift, 15 cm.
- 1506-1031 Electric forward / backward, 15 cm.
- 1506-1033 Electrically adjustable backrest.
- 1506-1032 Electric seat swivel function, up to 90 degrees, R / L.
- 1506-1036 Electric seat tilt 10°



ERGO2 HD seat

ERGO2 HD seat with additional reinforcement on seat and armrests
For user weight of up to 250 kg.

1507-1023 60 cm seat width
1507-1024 70 cm seat width



60 cm. seat width



70 cm. seat width

ERGO2 children and junior seat

Our ERGO2 seat, tailored to children and young people.

Child seat:
1507-1022 Seat width 35 cm,
Seat depth 20 - 30 cm.

Junior seat:
1507-1401 Seat width 40 cm,
Seat depth 25 - 40 cm.



35 cm. seat width



40 cm. seat width

Transaxle options

There are 3 different speed options on the Mini Crosser. However, different countries have different speed regulations for mobility products. Ask your local dealer or authority what traffic laws apply where you live. For Mini Crosser HD and Mini Crosser X-Joy, the speed limit is 10 km/h.

We offer

- 10 km/h version - suitable for hilly areas and cross-country driving
- 13 km/h (8 mph) version - suitable for cross-country driving
- 15 km/h version - for use on even roads and grass

For your safety, the Mini Crosser (both the 3- and 4 wheelers) can be equipped with speed reduction for turning corners.

1506-1844 - Sensor, half speed 3-wheeler, X-model.
1506-1850 - Sensor, half speed 4-wheeler, X-model.

Parent key



In order to ensure safety for children and young people, we offer different solutions.

1506-1833 - Parent speed with potentiometer.

1506-1247 - Speed reduction, key switch.



Colours for the Mini Crosser...



There are two standard colors available for the Mini Crosser: Copper orange metallic and black metallic. The cabin is only available in copper orange metallic.



Mini Crosser

X1, 3-wheeler



Best on three wheels

Danish workmanship.
The highest quality in the industry.
High comfort suspension.
Particularly strong and reliable.
Long service life.
Wide range of accessories.
Crash tested.
Supply of spare parts guaranteed
for at least 10 years.
Fit for all climates.
Environmentally friendly.
Customised paintwork
TüV approved.
ABE type approved
for Germany.

This Mini Crosser is equipped with the ERGO2 seat and standard wheels.



Step on it

Mini Crosser X-models are all fitted with an accelerator handle, and you can use your thumb or four fingers to accelerate. The accelerator handle can be fitted on either side, or a twist throttle accelerator or foot pedal can be installed to meet your needs.



Suspension

The suspension on the Mini Crosser absorbs road shock, thereby ensuring a smooth and comfortable drive. The shape and coiling of the springs, as well as the quality of the steel, encourage a long life expectancy.



Accessories

A wide range of accessories are available. Shown here with mirror and speedometer.

Mini Crosser

X1, 4-wheeler

Top quality on 4 wheels

Danish workmanship.
The highest quality in the industry.
Super-comfortable suspension.
Extremely powerful and reliable.

Long life.
Wide range of accessories.
Crash test completed successfully.
Guaranteed supply of spare parts
for at least 10 years.
Suitable for all climates.
Environmentally friendly.
Optional special coating on request.
TUV approved.
ABE type approved for Germany.



This Mini Crosser have the 50 cm ERGO2 seat, standard wheels, mirror left and right and have a stick holder.




The Mini Crosser is suitable for driving in both urban and rural areas.



With the 4-wheel you have the opportunity to put your feet forward to protect you from splashing water and dirt.

Mini Crosser

X2, 3-wheeler



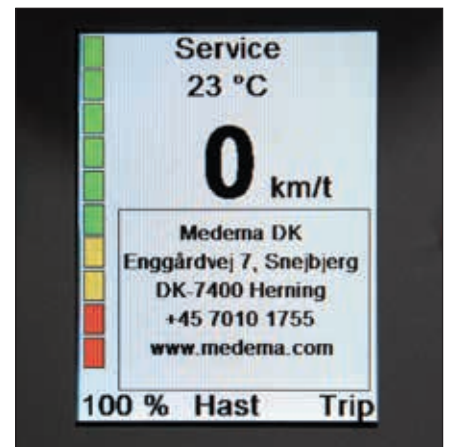
Antitheft

You also have the option of installing an anti-theft alarm system.



Display

The large display provides an easy overview, for example when you are activating the indicator. Thanks to the display, you can obtain information such as distance covered, battery status and much more - simply by pushing a button.



Service information


By pressing a button, you can get a lot of information about your Mini Crosser, so you can always keep track.

Mini Crosser

X2, 4-wheeler

The Mini Crosser X2 is based on the proven X1. Although the X2 offers the same facilities and equipment as the X1, the information system on the X2 provides a whole range of new and innovative possibilities. The clear colour display provides easy and intuitive information.

The X2 differs from its predecessor as it has more powerful electronics, and a new information system with a bright colour display. As it is controlled by a light sensor, the colour display is easy to read, even in direct sunlight. The main screen is very comprehensive and contains a lot of information such as date, time, temperature, kilometres/miles covered, current speed and battery status.



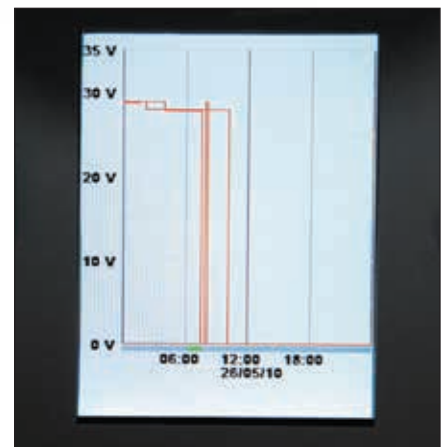
Headlight assistant

The Mini Crosser X2 has an optional accessory of a headlight assistant with a day/night sensor. Hence, the light automatically turns on at dusk or when entering the garage. Also, the display adjusts to the light conditions.



The indicators

You have the possibility to customise your Mini Crosser. You can choose to hear a signal, for example, if you go back or press the indicators. You can also choose if the indicators switch off manually or automatically.



Data is stored

The data on your Mini Crosser is stored. This makes servicing faster and more efficient.



Mini Crosser

HD



Extremely strong to cope with a maximum user weight of 250 kg. For heavy users' maximum safety and accessibility. The frame and seatpost are reinforced. Super-strengthened seats up to 70 cm.



Extremely strong for the big challenges

User weight of up to 250 kg. Maximum security and mobility for heavy users. Frame and seat tube are reinforced. Extra reinforced seats in widths up to 70 cm. The HD comes in the version X1 or X2. The HD has a max. Speed of 10 km / h.



Quality - above all!

The Mini Crosser HD is based on the popular X-model. Designed for people weighing up to 250 kg.



Extra reinforced HD seats

Seat and armrests are additionally reinforced to carry a user weight up to 250 kg. Available in the seat widths 60 and 70 cm (Special widths available). More information, see page 18.



Mini Crosser

X-Joy with joystick

Now everyone can drive a Mini Crosser

The Mini Crosser model X-Joy with joystick control was developed for users with limited strength in their hands and arms. The X-Joy is suitable for children, young people and adults. It's equipped with large wheels and a great suspension.

The X-joy has also the option to get the wide range of seats and accessories which is standard for all Mini Crosser X-models.

It can also be supplied with a cabin.
High stability due to its own weight.

Max. speed is 10 km / h.



With the flexibility of the swing away, the joystick can be adapted for everyone.



As an option, the Mini Crosser X-Joy can be equipped with a parking brake.



The Mini Crosser X-Joy can be mounted with a handlebar alongside the windscreen and front basket.

Mini Crosser

Children and young people

Our popular model for children and young people

Suitable for children from the age of 3 years. The Mini Crosser 3-wheeler has a small turning radius and good manoeuvrability. Extremely powerful and reliable Mini Crosser. Very stable due to its weight. Large wheels for secure mobility. The Mini Crosser is specially designed for Scandinavian climate and terrain conditions. Available in a wide variety of colours. A wide range of seats is also available. A parental key is also a possibility, so that speed is halved. For your safety, the Mini Crosser can be equipped with speed reduction when turning corners.



ERGO2 – 35 cm seat width.



Mini Crosser that grows

is tailored to the child - a vehicle that "grows". Features adjustable child seat, lowerable steering column, adjustable footplate and small throttle handles.



Available with Junior throttle

For children, it can be hard to press the normal throttle. Therefore you can mount the Junior throttle.

Mini Crosser

Cabin



The 4-wheeler X-models and XJ-versions are available with a Cabin. With the Cabin, you are always warm and dry throughout the year. It protects you from the elements. The Cabin comes with an optional heater, so even in wintertime, you can enjoy driving outside. As standard, the Cabin is equipped with electric wiper and washer.

The windows of the side doors are openable so you can enjoy the fresh air. The doors are lockable. The Cabin is particularly suitable for people with impaired lung function and respiratory problems. The Mini Crosser Cabin is characterised by ample space and low noise level.

Due to the large windows, the user can enjoy the views. The Cabin can also be equipped with a back camera (accessory) for a better view when driving backwards. In summertime, the doors can be taken off and stored. The large front and back windows have scratchproof safety glass.

Technical details

- Height - 161.5 cm
- Overall length - 161 cm
- With anti-tip wheels - 161 cm
- Overall width, without accessories - 76 cm
- Overall width, with mirror - 105 cm
- Step height - 11 cm
- Turning circle / radius 330 cm / 165 cm
- 3-point turning circle / radius 190 cm / 95 cm
- Weight, including 56 Ah batteries, 45 cm ERGO2 seat: 243 kg
- Speed - 10, 13 and 15 km / h (maximum speed allowed depends on country specific regulations)
- Braking distance 2.0 / 2.8 / 3.5 meters
- Front / rear light - LED - 560 lumens front.
- Seat width from 35 to 50 cm

Mini Crosser

Cabin



The Mini Crosser with Cabin is spacious and quiet, and offers great views out of the large windows. The large doors make it easy to move in and out of the Cabin.



The door handle is large, making it easy to open the door. The door is lockable.



With the auxiliary heater (accessory), the driver can easily set the temperature by a digital indicator.



The doors are easy to open. The cable to open the door can be moved in all directions.

Mini Crosser

Accessories



Mirror for Mini Crosser standard.
1503-1225 - Right.
1503-1226 - Left.
Mirror for Mini Crosser X-Joy.
1506-1804 - Right.
1506-1806 - Left.



1506-1329 - Mirror extension 10 cm
Left / Right.



Mirror for Cabin.
1506-1615 - Left.
1506-1616 - Right.
1506-1646 - Rear Mirror.



1506-1839 - Basket for tiller.



1506-1391 - Accessory adapter for cabin.



Rear Basket for Mini Crosser.
1506-1242 - ERGO2.
1506-1840 - EBLO.
1506-1242 - Cabin.



1507-1430 - Armrest bag complete - ERGO2.



1506-1194 - Cup holder, ERGO2.



2406-1225 - X-Grip mobile phone holder,
ERGO2.

Mini Crosser

Accessories



1506-1854 - Rear box with locking system, complete for mounting.



1506-1253 - Oxygen tank holder. Mounted on the C-rail.




1506-1251 - Golf bag holder.



1506-1817 - Crutch support (C-rail mounted) for two crutches.
1506-1818 - Crutch support (ERGO2 seat mounted) for two crutches.



1506-2024 - Signal flag mounted on the basket, rear. Basket not included.
1506-1135 - Signal flag mounted on the C-rail.



1506-1311 - Windscreen for Mini Crosser.



1506-1293 - Cane/crutch holder for walking aids with four legs.



1506-1116 - Adjustable handle with windscreen for X-Joy.

Mini Crosser

Accessories



1506-1281 - Rollator carrier, max. weight 20 kg (44lb).



1506-1249 - Walking frame carrier, max. weight 20 kg (44lb).



1506-1444 - Rollator carrier - Troja - Europe version.



1506-1263 - Manual wheelchair holder, rear max. weight 20 kg (44lb).

A wide range of options available to rollators, manual wheelchairs etc. to mount the Mini Crosser.



1506-1307 - Trailer in black with lock and tow bar.
1506-2064 - Trailer in black with lock, tow bar and light for the Mini Crosser X-model.



1506-1323 - Ball coupling for trailer.



1506-1835 - Speedometer for Mini Crosser X1.



1503-1315 - Handle for tiller, extended 40 mm.



1506-1038 - Left and right accelerator, with switch.

Mini Crosser

Accessories



1506-1026 - Twistgrip throttle control right.
1506-1028 - Twistgrip throttle control left.



1506-1040 - Foot lever for gas - wigwag.



1506-1273 - Weatherproof tarpaulin cover.




1506-1261 - Thermal waterproof driving cap.
1506-1655 - Waterproof seat cover, adult.
2406-1378 - Waterproof seat cover, child.




1506-1264 - Rain cape for children.
1506-1266 - Rain cape for adult.



1506-1825 - Raised footplate, 3- and 4-wheeler.



1506-1125 - Raised footplate, 5 cm small 3-wheeler.
1506-1124 - Raised footplate, 5 cm large 3-wheeler.



1506-1127 - Raised footplate, 5 cm small 4-wheeler.
1506-1126 - Raised footplate, 5 cm large 4-wheeler.



1506-1826 - Extended footplate for 3-wheeler, Right side
1506-1827 - Extended footplate for 3-wheeler, Left side

Mini Crosser

Accessories



1508-1108 - Support of legs for 4-wheeler, Left / right side.



1507-1421 - Amputation support, Left / right for ERGO2 seat.



1506-1255 - Footplate sidebar.



1513-1123 - Stealth thigh support foldable, 10 X 20 ERGO2, left.
1513-1124 - Stealth thigh support foldable, 10 X 20 ERGO2, right.



1503-1003 - Wheel, Model-X. 2,50-3,70-8" Complete. Black. 6 PR - Non-Marking.
1503-1009 - Wheel, model-X. 2,50-3,70-8" complete. Black. puncture proof - Non-Marking.



1503-1008 - Wheel, model-X. 2,50-3,70-8" Complete. Black. 6 PR with spikes - Non-Marking.



Non-Marking.



1503-1016 - Wheel model X - 2,50/3,70-8", rough profile, complete.
1503-1402 - Wheel model X - 2,50/3,70-8", rough profile, with armor insert, complete.

Mini Crosser

Accessories



1506-1279 - Spare wheel holder, rear assembly.



1502-1022 - Anti-tip wheels, on some models they are standard mounted.



1506-1852 - Safety bar, can be mounted on both the 3- and 4-wheeler Mini Crosser.



The Mini Crosser uses two batteries, 12 volts each, for a total of 24 V. Batteries from other manufacturers can also be used. Please contact your nearest dealer or Medema directly.

- 1523-1102 - Battery 51 Ah, (C5) 12V, GEL, EXIDE
- 1523-1138 - Battery 85 Ah, (C5) 12V, AGM, MPX
- 1523-1143 - Lithium batteries 40 Ah LINMC each 24 volts, CANBUS
- 1523-1133 - Charger fits the 40 Ah LINMC batteries.
- 1523-1001 - Cell-power cyclic lithium 60 Ah battery each 24 volts
- 1523-1142 - Charger fits the 60 Ah Cell-power cyclic.

Only the X2 can use the lithium batteries.



Charger for the Mini Crosser
 1523-1103 - J.K.MEDICO 10 A charger, AGM.
 1523-1106 - J.K.MEDICO 10 A charger, GEL.

- 1523-1133 - J.K.MEDICO 10 A charger for lithium 40 ah batteries.
- 1523-1142 - WPC-500 12A charger for lithium 60 ah batteries.



1503-1395 - USB socket mount 2.1a / 2.1a – 5 volt.



1506-1267 - Emergency stop device, remote controlled.



1506-1833 - Speed reduction by potentiometer.
 1506-1247 - Speed reduction by key switch.



Mini Crosser

FAQ

For all Mini Crosser X-models, the following applies:

Regulation (EU) 2017/745 of the European Parliament and of the Council of 5 April 2017 on medical devices.

Standards

DS / EN 12184, 5th edition 2014-05-09 which is the newest standard.

Highlighting the following ISO independently:

- ISO 7176-19: 2008 - Wheeled mobility devices for use as seats in motor vehicles, i.e. the Mini Crosser can be used as a seat in the car.
- Standard DS / EN ISO 14971: 2012-12-21 6th edition Medical devices - Application of risk management carried out on medical devices.
- ISO 7176-8: 2014 - This standard states that the seating system must withstand the maximum user weight of the scooter. The ERGO2 is tested for this standard, in other words the Mini Crosser is constructed to support a maximum user weight of 175 kg, so the seat and armrest must be able to cope with this weight; each armrest must cope with a weight of 95 kg at a 15-degree angle 5 cm from the end of the armrest.
- ISO 10993-1:2009 Biological evaluation of medical devices. Testing the seats and armrests.

Technical Specifications User weight

The standard Mini Crosser is constructed to support up to 175 kg. The HD Version supports up to 250 kg; the seat is also tailored to fulfil this purpose. By removing the CE mark and the possibility of special adaptations, the Mini Crosser can be constructed to support a max. weight of 300 kg.

Transaxles

There are three different transaxles, each with their advantages and disadvantages:

- 10 km, powerful enough for use on hilly terrain
- 15 km, best for use on flat terrain, but can also be used for cross-country.
- 13 km, combination; it has less traction than the 10 km version, but is stronger than the 15 km version.

All transaxles have a mounted thermal sensor to prevent heat damage.

At 140°C, the speed is set to 60%.

At 150°C, the Mini Crosser stops.

Light:

Head light and indicator - Led

Meets the standard ECE R113 (spotlight symmetrical light);

Class C - 560 lumens.

Tail light meets the standard ECE R50 (lighting motorcycles).

The frame / chassis

To avoid corrosion and rust, all Mini Crosser are treated with

- Galvanized
- Powder coated.

In addition, the frame is prepared for accessories without the need to drill new holes.



Mini Crosser

Battery sizes

The Mini Crosser uses two batteries, 12 volts each, for a total of 24 V. Batteries from other manufacturers can also be used. Contact your nearest dealer or directly to Medema.

Battery 51 Ah, (C5) 12V, GEL, EXIDE 1523-1102

Battery 85 Ah, (C5) 12V, AGM, MPX 1523-1138

Lithium batteries 40 Ah LINMC each 24 volts, CANBUS 1523-1143

Cell-power cyclic lithium 60 Ah batteries each 24 volts 1523-1001

Handbrake

The brake function is mounted on the rear left wheel. The reason for this is that we want to provide the maximum breaking capacity where the weight is greatest.

The handbrake is easy to operate with one hand.

Suspension

Rear:

Vehicles of the Mini Crosser X1 and X2 series, 3- and 4-wheel have a spring that is used for a user weight of up to 175 kg.

Vehicles of the Mini Crosser X1 HD and X2 HD series 4-wheel have two springs at the rear for a user weight of 175 kg to 250 kg

The X1 and X2 4-wheel cabs have two springs behind where the user weight up to 175 kg is used.

The springs can be tightened to provide a harder suspension.

Front:

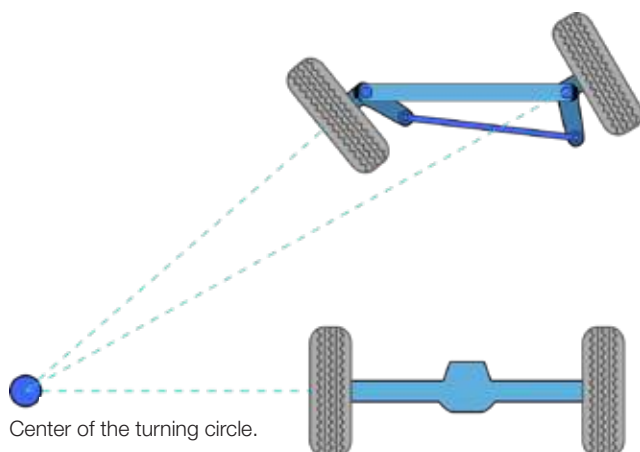
All X1 and X2 4-wheel models are fitted with independent front suspension.

The advantage of independent suspension is that the movement of one wheel does not affect that of the other. It will provide a higher driving comfort.

The 4-wheel Mini Crosser is built on the principle of Ackermann. This allows the correct wheel steering angle when cornering, below the inside wheel a larger steering angle than the outside wheel turns. This has several advantages - e.g. Stability while driving straight ahead, and the reduction of tire wear.

The 3-wheel model uses an oil-dampened fork.

Progressive suspension performance of shock absorbers and suspension systems provide a smooth ride.



Seats

All functions of the ERGO2 seat are adjustable:

- Seat height
 - Forward backward
 - Swivel the seat
 - Backrest angle
 - Seats width 35 - 40 - 45 - 50 - 60 and 70 cm
- Electrical functions are possible, see page 16.

The armrest can be adjusted

- Angle
- Height
- Width

Controller

P/G S-200.

Other

The wiring and connectors used for the Mini Crosser are designed for the conditions. We are using original MOLEX connectors.

Maintaining your Mini Crosser

Please refer to the user guide. If in doubt, please contact your local dealer or Mini Crosser directly. We aim to train all our dealers in service, and all certified dealers carry this sign:



Information

For information about the Mini Crosser, visit medema.com

If you have any questions, please email info@minicrosser.com

Terms and conditions of sale and delivery

Please contact Medema A/S or contact your nearest mobility dealer.

Disclaimer

Printing errors can occur. The range and technical specifications are subject to alteration.

Product specifications and equipment may vary from country to country.

Please contact your local dealer or Mini Crosser directly by emailing info@minicrosser.com

MINI CROSSER - The original



MINI CROSSER - The original
Made in Denmark

Medema A/S
Enggaardvej 7
DK-7400 Herning
Denmark
Tel. +45 70 10 17 55
www.medema.com
E-Mail info@minicrosser.com